

COMPLETE PATENT SPECIFICATION

Advanced Deep-Space Spacecraft System Using Dark Matter Harvesting and Continuous Energy Conversion for Indefinite Interstellar and Beyond-Space Exploration

Title

Advanced Deep-Space Spacecraft System Using Dark Matter Harvesting and Continuous Energy Conversion.

Abstract

A spacecraft configured to continuously harvest ambient dark matter, compress it through quantum confinement, convert it into usable electrical and propulsion energy, and sustain indefinite autonomous deep-space exploration.

Field of the Invention

The invention relates to speculative spacecraft propulsion, advanced theoretical energy systems, autonomous navigation AI, and self-repairing hull architectures.

Background

Conventional spacecraft are constrained by finite fuel and mission duration. The present invention introduces a continuous cosmic resource harvesting architecture intended for long-duration and potentially endless interstellar travel.

Summary of the Invention

The system integrates: (100) dark matter intake funnel, (200) quantum compression chamber, (300) energy conversion reactor, (400) relativistic propulsion engine, (500) AI mission core, and (600) self-healing hull.

Detailed Description of Preferred Embodiments

FIG-related subsystem 100 captures distributed dark matter through a gravitational lens funnel.

Subsystem 200 compresses captured matter in a toroidal quantum confinement ring.

Subsystem 300 converts compressed matter into plasma thrust power, electrical energy, and field energy.

Subsystem 400 directs relativistic exhaust through vector nozzles.

Subsystem 500 continuously optimizes routes using halo density prediction, wormhole sensing, and black-hole slingshot analysis.

Subsystem 600 contains layered self-healing nanomaterials and autonomous repair drones.

Claims

1. A spacecraft comprising a continuous dark matter harvesting intake subsystem.
2. The spacecraft of claim 1, wherein harvested matter is quantum-confined and compressed.
3. The spacecraft of claim 2, wherein the compressed matter is converted into propulsion and electrical energy.
4. The spacecraft further comprising an AI mission core configured for autonomous route optimization.
5. The spacecraft including a self-healing hull and robotic repair swarm.
6. The spacecraft enabling indefinite recursive harvest-convert-propel mission cycles.
7. The spacecraft configured for beyond-galactic exploration trajectories.

Complete Technical Drawings and Figure Sheets

FIG. 1–FIG. 12 illustrate the full spacecraft architecture, intake funnel, compression reactor, propulsion nozzle, AI control blocks, self-repair system, and hull layer construction.

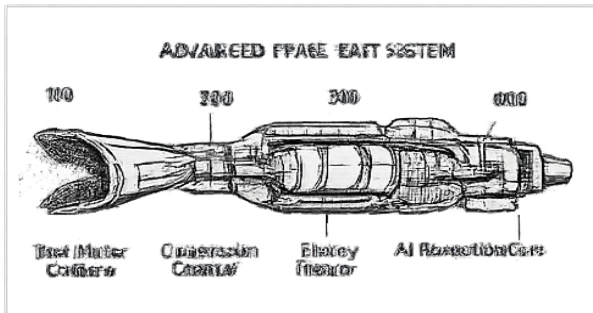


FIG. 1

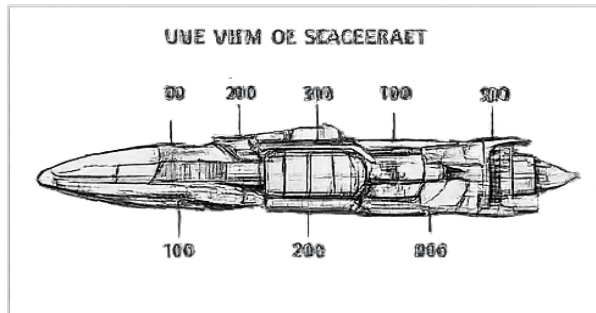


FIG. 2

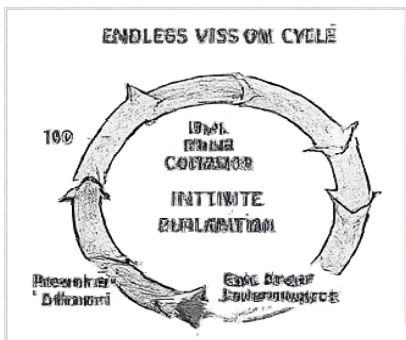


FIG. 3

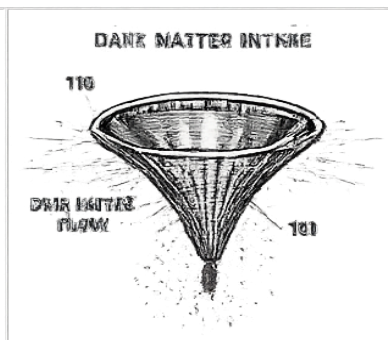


FIG. 4

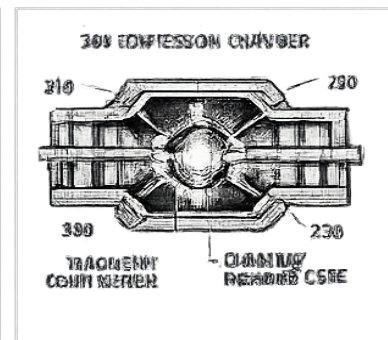


FIG. 5

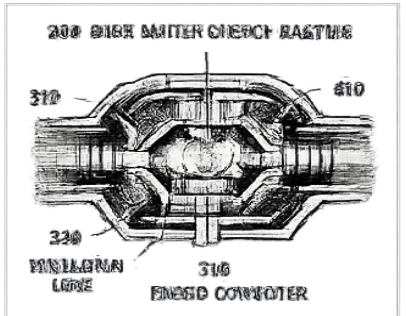


FIG. 6

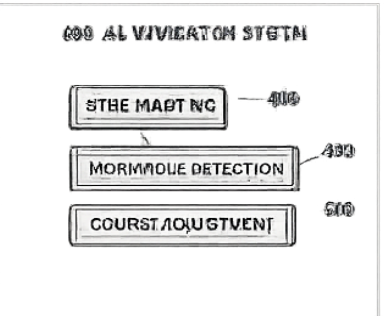


FIG. 7

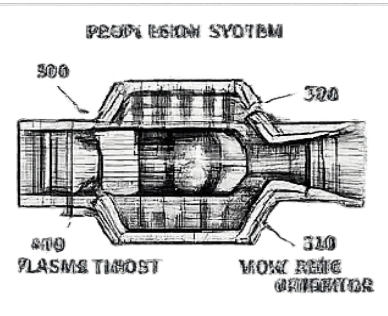


FIG. 8

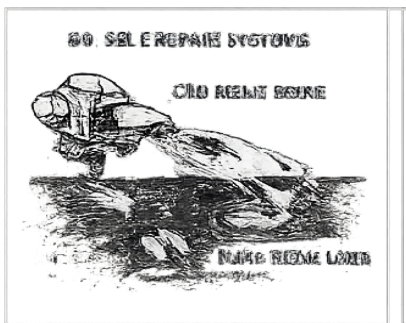


FIG. 9

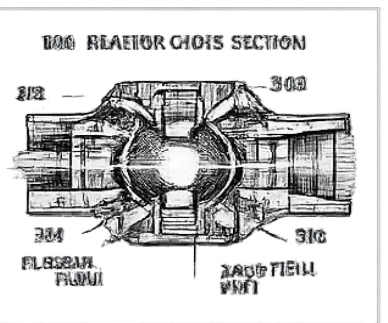


FIG. 10

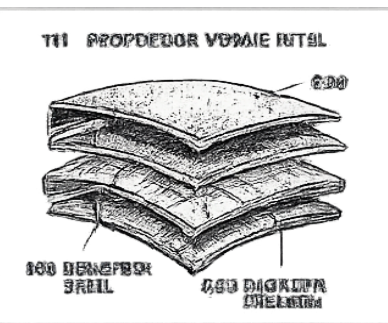


FIG. 11

Figure Legends

FIG. 1 overall spacecraft layout; FIG. 2 side profile; FIG. 3 endless mission cycle; FIG. 4 intake geometry; FIG. 5–6 reactor cross-sections; FIG. 7 AI navigation flow; FIG. 8 propulsion nozzle; FIG. 9 repair drone deployment; FIG. 10 reactor sectional detail; FIG. 11 hull layer exploded view; FIG. 12 mission recursion architecture.